

Highlights of the Department activities

- **MoUs of the Department**
- **Conferences/Workshops organised**
- **IEEE**
- **III Cell**
- **EEE Association**
- **Industrial Visits, Internships and tours**
- **Interaction with the Society**
- **Innovation in Teaching and Learning**
- **NSS**
- **Sports**

1. MoU of the Department



MoU with CDAC Entuple Technologies, Bangalore



MoA with CDAC under NaMPET Phase-II



MoU with Ottotraction, Accredited Energy Auditor, BEE (2015)



MoU with Govt. College of Nursing, Kottayam

2. Conferences, workshops organised



ICNGIS 2022 in association with IEEE IAS Kerala Section

3. IEEE Activity



Weekly talk Series organised by IAS Chapter



Inauguration of state wide event REX 2.0 organised by IEEE RAS Chapter



Participants of REX 2.0 organised by IEEE RAS Chapter, funded by IEEE

IEEE Student Branch
Rajiv Gandhi Institute of Technology
Kottayam

IEEE IAS SBC RIT

MENTORING SESSION
"My Personal Journey"

MENTOR
Susan Kathy Land
2021 IEEE PRESIDENT & CEO

Register at
bit.ly/CAMP21_03

23rd April 2021
6 pm - 7 pm

CAMP '21

Platform
Cisco
webex

ias.ieeesbrit.com | [i](#) [n](#) [t](#) [f](#) [@](#) /ieeesbrit

Career Mentoring by 2021 IEEE President and organised by IAS Chapter




All Kerala IAS Student Conclave at RIT

4. Industry Institute Interaction Cell

Department of Electrical and Electronics Engineering

WEBINAR



**Opportunities of Engineers
in Indian Railway and
How to Crack IES Examination**


Er. Manish Pratap Singh
Joint Director,
Ministry of Railway

22 AUG 2020
10:00 -11:30 AM (IST)

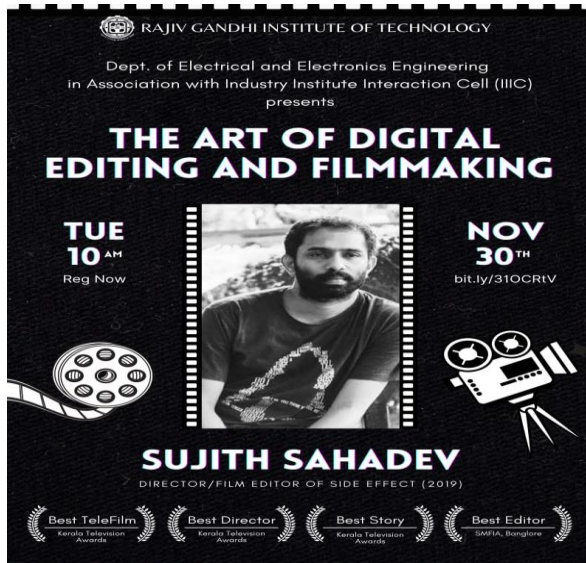
Register: bit.ly/Industrial_Talk

Student Coordinators
Mr. Amal A G- 8606527892
Ms. Unnimaya P S- 9539466828

Faculty coordinator
Dr. Prince A- 9544393773

 **Industry Institute Interaction Cell**
Rajiv Gandhi Institute of Technology Kottayam

Expert from Ministry of Railway delivering a talk



Expert talk on digital editing



Expertise from Reliance Industries



Faculty visit to National Power Training Institute, Cherthala

5. Electrical Association



Technical talk on Power System stability



Intellectual Property Rights (IPR) by National Intellectual Property Awareness Mission (NIPAM), Chennai



Project Exhibition of 2022 batch



Project Exhibition of 2022 batch



Students participation in Power Quiz by KSEB



Prize distribution of Power Quiz in association with Kerala State Electricity

6. Industrial Visits, Internships and Tours



Students at Neriamangalam Hydro Electric Power Station, Idukki



Industrial Visit to RubCo Industries, Kottayam



Industrial Visit to RubCo Industries, Kottayam as part of Student Conclave



Industrial Visit to 220kV Switching station, KSEB substation, Pallom



Internship program at 400kV substation, Maddakathara, Thrissur



Internship program at KSEB, Pallom



Internship program at KSEB, Pallom



Industrial Visit and tour to Karnataka, Goa



Industrial Visit to Dolphin Industries, Kottayam

6. Interaction with Society



Inauguration of training program to Self help groups of Meenadom Panjayath

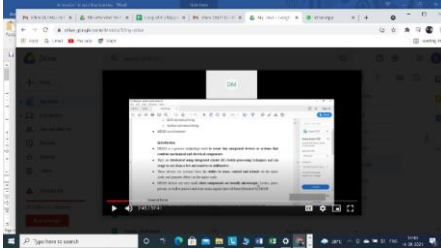
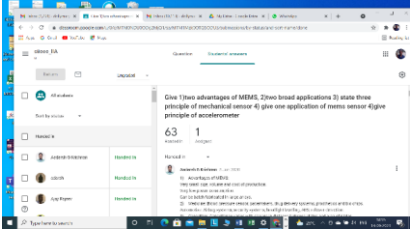


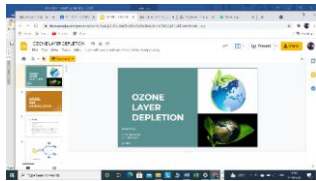





Students leading training program to Self help groups of Meenadom Panjayath

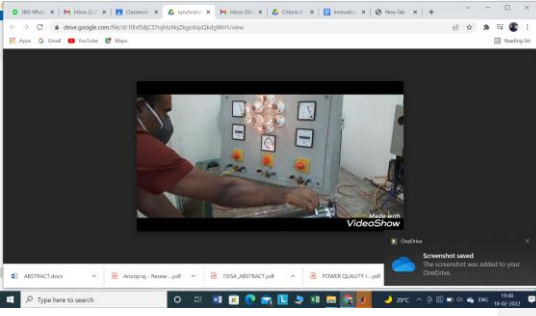
7. Innovation in Teaching and Learning

Table: Some Innovations by the Faculty in Teaching and Learning

Sl.No	Pedagogical method	Activity description
1	<p>Flipped classroom</p> <p>Faculty: Dr. A. Dolly Mary</p> <p>Course: Industrial Instrumentation and Automation</p> <p>Semester: S8</p> <p>Academic year: 2019-20</p>	<p>Study material made available in online mode through google classroom to the students prior to teaching.</p>  <p>Additional tests are conducted and solutions are made available online for self verification.</p> 


<p>2</p>	<p>Collaborative learning</p> <p>Faculty: Dr. A. Dolly Mary</p> <p>Course: Sustainable Engineering</p> <p>Semester: S3</p> <p>Academic year: 2020-21</p>	<p>The students were divided into teams and activities and presentations which is a great tool for helping students learn to work together, listen carefully, communicate clearly, and think creatively was carried out.</p> <p>They also give your students the chance to get to know each other and work on an activity.</p> 
<p>3</p>	<p>Think Pair Share</p> <p>Faculty: Dr. A. Dolly Mary</p> <p>Course: Circuits and Networks</p> <p>Semester: S3</p> <p>Academic year: 2020-21</p>	<p>Think-pair-share (TPS) is a collaborative learning strategy where students work together in team to solve a problem or answer a question about an assigned reading. This strategy requires students to</p> <ol style="list-style-type: none"> 1. tackle a question individually. 2. then discuss the solution among the group assigned. 3. A student mentor is assigned for each group to report the progress of the group.



<p>4</p>	<p>On site learning Faculty: Dr. A. Dolly Mary</p> <p>Course: Basics of Electrical Engineering</p> <p>Semester: S2</p> <p>Academic year: 2019-20</p>	<p>On site learning is an effective tool where students get to know the working of electrical equipment used in field of Electrical Engineering.</p> <div style="display: flex; justify-content: space-around;">   </div>
<p>5</p>	<p>Team based activity</p> <p>Faculty: Dr. Johnson Mathew : Prof. Sheron George</p> <p>Course: Circuits and Measurements lab</p> <p>Semester: S3</p> <p>Academic year: 2020-21</p>	<p>Team based activities are a great tool for helping students learn to work together, listen carefully, communicate clearly, and think creatively. They also give your students the chance to get to know each other and work on an activity. Multiple course projects like Radar detection system are carried out as part of team based activity</p> 


<p>6</p>	<p>Demonstration of Case studies/Lab</p> <p>Faculty: Dr. A. Dolly Mary Dr. Shanifa Beevi</p> <p>Course: Electrical Machines lab II</p> <p>Semester: S6</p> <p>Academic year: 2020-21</p>	<p>Demonstration of laboratory course is a <u>powerful</u> method where the laboratory experiments of the Machines lab were shown with step by step procedure to be done. <u>Here synchronisation was demonstrated to students.</u> It helped the students to understand the need of synchronisation with the grid.</p> 
----------	--	--

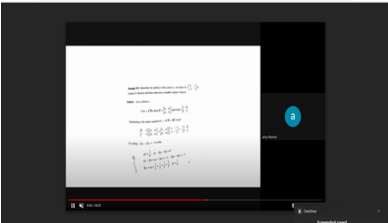
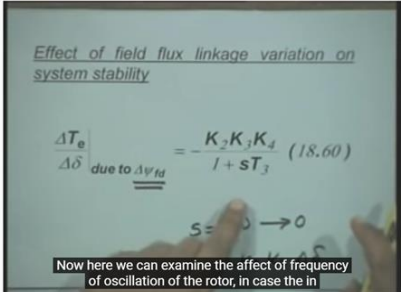
Formatted Table

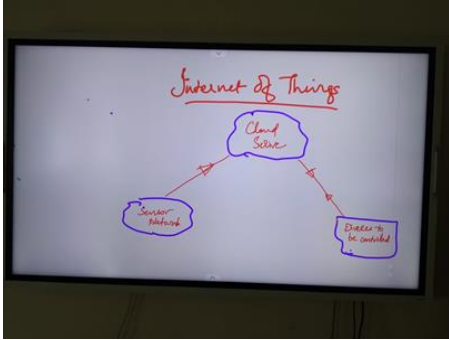
Formatted: Font: (Default) Times New Roman, Font color: Auto

<p>7</p>	<p>Seminar (Be an Evaluator)</p> <p>Faculty: Dr. A. Dolly Mary, Dr. Prince A.</p> <p>Course: Seminar</p> <p>Semester: S7</p> <p>Academic year: 2021-22</p>	<p>Here a panel of students were made to act as evaluators for each presentation, other than the faculty assigned. This helped the students think and critically evaluate the presentations thereby improving their ability to ask questions.</p>  
<p>8</p>	<p>Design Project Exhibitions</p> <p>Faculty: Dr. A. Dolly Mary Dr. Sunilkumar P.R</p>	<p>Design Project exhibitions were held after the completion and evaluation of the same. This helps the other batches of students to get motivated and develop new ideas on viewing the exhibition.</p>

9	<p>Video demonstration</p> <p>Faculty: Dr. A. Dolly Mary Dr. Shanifa Beevi</p> <p>Course: Electrical Machines lab I</p> <p>Semester: S4</p> <p>Academic year: 2021-22</p>	<p>Video Demonstration of laboratory course is a effective method where the laboratory experiments of the Machines lab were shown with step by step procedure to be done. It helped the students to understand the basics of the lab.</p>  

10	<p>Flipped classroom</p> <p>Faculty: Raji Reghunathan</p> <p>Course: Digital Signal Processing</p> <p>Semester: S8</p> <p>Academic year: 2019-20</p>	<p>Some algorithms must be studied for doing problems related to that topic, then students are provided with pre-recorded videos covering the algorithms and given sufficient time to go through the video. The classroom slot is then utilised for discussion on the topic and questions based on these algorithms.</p> 
11	<p>Surprise Test</p> <p>Faculty: Raji Reghunathan</p> <p>Course: Basics of Electrical Engineering</p> <p>Semester: S2</p> <p>Academic year: 2020-21</p>	<p>For some very important topics after discussing the theory and related problems in one online session, on the very next day a surprise test based on this topic will be conducted. This will help to understand the regularity of the students in their studies.</p>
12	<p>Flipped Classroom</p>	<p>Numerical questions and their solutions were given to students in online mode through pre recorded videos</p>

	<p>Faculty: Ansu Thomas</p> <p>Course: Advanced Control Theory</p> <p>Semester: S6</p> <p>Academic year: 2020-21</p>	<p>prior to teaching. Then on class time interactions and problem discussions were done to make the concepts more clear to students</p> 
13	<p>Videos</p>	<p>NPTEL videos were shared among students to enhance the quality of engineering education by developing concepts using video and web based courses.</p>  <p>Lec-19 Small Signal Stability of a Single Machine Infinite Bus System-Part-2</p>
14	<p>online class with offline effect</p> <p>Faculty: Dr Johnson Mathew</p> <p>Course: Internet of Things</p> <p>Semester: S8</p>	<p>Streamed the live classes using google meet. Conventional type of scribbling on Samsung flip intelligent display has been used, power point presentations and supporting videos from internet also been streamed from flip board after video captured using</p>

<p>Academic year: 2020-21</p>	<p>HD web cam (Xiaomi make). Students could able to get the feeling of live class room effect.</p>  <pre>graph TD; A[Internet of Things] --- B[Cloud Server]; B --- C[Sensor Network]; B --- D[Data to be analyzed]</pre>
-------------------------------	---

8.National Service Scheme(NSS)



Seven day camp of NSS at Government High School, Vazhoor



Interaction with the Energy Swaraj team led by Prof Chetan Singh Solanki of IIT Bombay

9. Sports



APJAKTU 2019C Zone champions in football



Students participation in dropshot, an intra college event



APJAKTU 2022C Zone champions in Kabbadi